

TWILIGHT FAMILY

WITH ITS TRENDY MODERN LOOK THE TWILIGHT IS CRAFTED TO COMPLEMENT THE HIGHEST STANDARD OF STORE DESIGN REQUIREMENTS.

Constructed using a premium grade German-made transparent Plexiglass body and stylish stainless steel base the Twilight also features discrete LED illumination that can be selected to compliment in-store lighting effects.



With built-in smart technology, engineered to filter out disruptive external electronic interference the Twilight provides security, good looks and outstanding detection.

Twilight is the perfect solution for retailers who want a premium looking design without sacrificing that all important detection performance.

KEY FEATURES:

- Crafted from German made Plexiglass
- Self-tuning capability testing eliminating outside electrical interferences.
- 4 LED colour illumination variations.
- TX/RX or TRX digital pulse listening system.
- 8.2 MHz based system

Two models:

- **Twilight Normal**
- **Twilight Large**



Twilight N-150 Tx/Rx

P0200031 / P0200035

General Info

Family	Twilight
Size	Normal
Type	Tx / Rx system

Recommendation

4x4 paper label

	metric	imperial
Norm/Max Distance*	2,6/3m	102/118in
Norm/Max On side*	1,3/1,5m	51/59in

Recommendation

round hardtag

	metric	imperial
Norm/Max Distance*	2,4/3,8m	94/150in
Norm/Max On side*	1,7/1,9m	67/75in

Dimension

Height	1,606m	63.23in
Width	0,328m	12.92in
Depth (thickness)	0,106m	4.17in
Approx. weight	12,2kg	26.84lbs


Electrical Requirements

PSU	24V DC	
Power Consumption	4W/16,5W	
Operating Temp.	0 - 40 °C	32 - 104 °F

Other

Antenna Safety	CB, UL/cUL
Emissions Safety	FCC/IC, CE
Materials Used	brushed inox steel base, plexiglass body


*detection distance may vary, depends on **environment** and **tag type**.




Available colours



white
red on alarm



blue
red on alarm



green
red on alarm

Tx/Rx duo

TRx Alternating Field