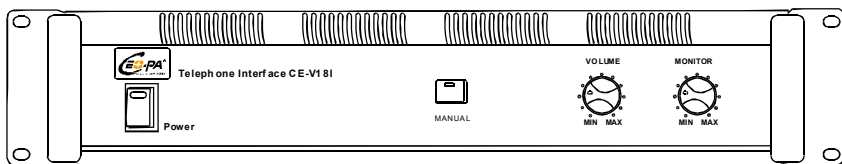




User Manual



CE-V18I TELEPHONE INTERFACE

FEATURES

- Pickup and hold a phone-call automatically while it comes in.
- Auto hang up.

OPERATION

1 .Auto Mode

Make connections as shown in figure , the unit will pickup and hold on a phone-call and send out an activating (short circuit) signal automatically while it comes in, and also hang up automatically when the phone call ended .

2 .Manual Mode

Click Manual button on the FRONT PANEL for pickup and hold on a phone-call manually and hang it up by click the button once again .

3 .Monitoring

There is a monitor speaker inside. For adjusting monitor volume, use Monitor knob on the front panel.

4 .Acknowledgment

There is an inner microphone in the rear side. It can pickup sound signal from the live and make some acknowledge to the phone-call maker.

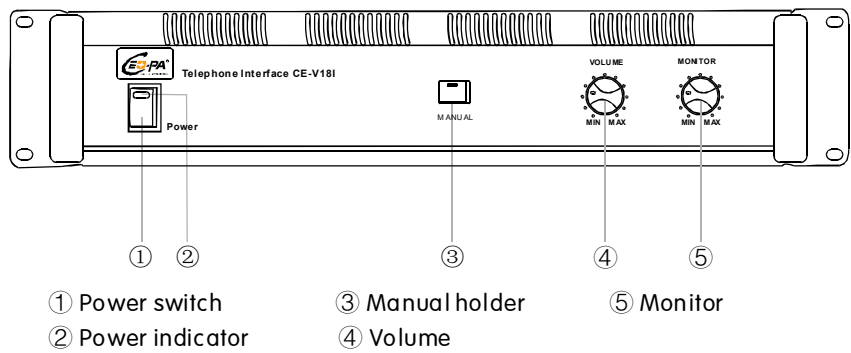
You can also make communications with it.

SPECIFICATIONS

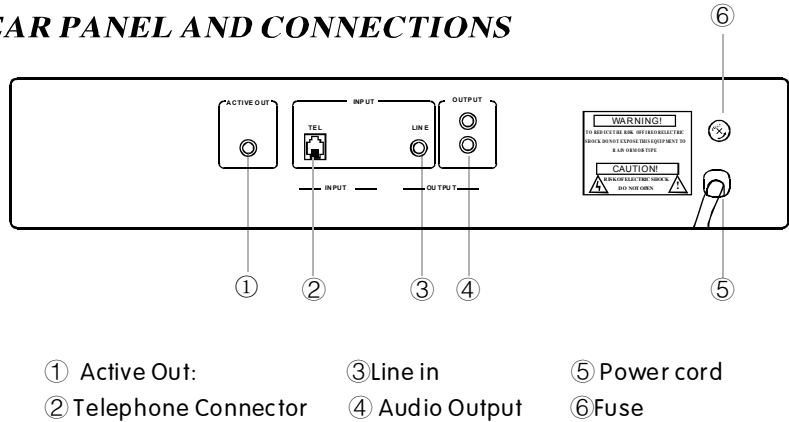
Audio Output / Line input	0 dBV
Mic & Speaker	Build in
Activating out	Short circuit signal
Power Requirement	AC 220 - 240 V / 50~60 Hz
Dimensions(LxWxH)	482×330×88 mm
Net weight	7 kg
Gross weight	8 kg

Specifications are subject to change without notice.

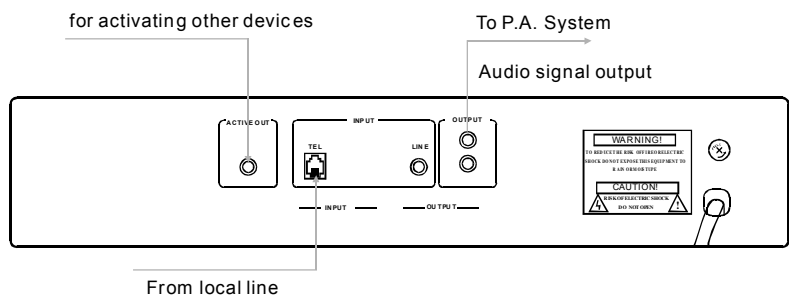
FRONT PANEL



REAR PANEL AND CONNECTIONS



CONNECTION





CAUTION:Do not open the equipment cover arbitrarily,
so as not to electric shock.Please contact the professionals
to maintain if necessary .

CEOPA corporation
www.ceopa.com