

Tech specs

EN54 LINE

EN54 I/O Module (2X2) Jeweller

Wireless addressable module with two inputs and two outputs for a fire alarm system



Device compatibility

Check

Communication

Jeweller communication technology

Proprietary wireless communication technology to transmit commands, alarms, and events.

Key features:

- Two-way communication.
- Advanced sabotage protection.
- Block encryption featuring a dynamic key.
- Instant notifications.
- Remote control and configuration in Ajax apps.

[Learn more](#) >

Frequency bands

866.0 – 866.5 MHz

868.0 – 868.6 MHz

868.7 – 869.2 MHz

905.0 – 926.5 MHz

915.85 – 926.5 MHz

921.0 – 922.0 MHz

Depends on the sales region.

Maximum effective radiated power (ERP)

up to 20 mW

Automatic power control to reduce power consumption and radio interference.

Radio signal modulation

GFSK

Radio communication range

up to 1,700 m

Between the device and a control and indicating equipment (CIE) or a range extender in an open space.

Calculate the radio communication range at the facility >

Encrypted communication

All stored and transmitted data is protected by block encryption featuring a dynamic key.

Frequency hopping

To prevent radio interference and jamming.

Learn more

Inputs

Number of input lines for third-party devices

2

Input terminals

- **Input 1, Input 2** – inputs for connecting third-party wired devices.
- **Shield** – common input for connecting shields of the cables that connect third-party wired devices.

Type of connection

NO, NC, EOL, 2EOL, 3EOL

EOL resistance

0.47 k Ω , 1.2 k Ω , 2.7 k Ω , and 6.2 k Ω resistors

Four resistors for each input are included in the complete set.

Length of wired connection to third-party devices

up to 100 m

When 2×1.5 mm² (16 AWG) fire-resistant cable is used.

Cross-sectional area of the cable

0.4–2.5 mm² (21–13 AWG)

Outputs

Number of output lines for third-party devices

2

Output terminals

- **Output 1, Output 2** – relay outputs for connecting third-party wired devices.

AC operating range

10–250 V \sim , 5 mA to 10 A (resistive load)

DC operating range

10–30 V = , 5 mA to 5 A (resistive load)

Cross-sectional area of the cable

0.4–2.5 mm² (21–13 AWG)

Key features

Event types

An Ajax app specifies event types for wired device inputs. The selected type determines the text of alarm notifications and events of the connected device, as well as event codes transmitted to the CMS. A PRO or a user with admin rights can configure the event type in an Ajax app.

[Learn more](#) >

Fail-safe mode

If the module is offline, discharged, or has hardware problems, it activates the connected devices automatically.

Installation recommendations

The device is designed for indoor use only.

Sabotage protection

Tamper alarm

Notifications of attempts to detach the module from the surface or open the front lid.

[Learn more](#) >

Protection against spoofing

device authentication

Connection loss detection

after 36 s

Detection time depends on **Jeweller** settings.

Input monitoring

detection of wired connection loss, short circuits, and malfunctions when the EOL, 2EOL, or 3EOL connection is used

Depends on the connection type.

Power supply

Battery

2 × CR123A

Pre-installed.

Calculated battery life

up to 5 years

Casing

Dimensions

116 × 180 × 62 mm

Weight

547 g

Operating temperature range

from 0 °C to +50 °C

Operating humidity


up to 80%

Protection class

IP21C

Flammability rating

UL 94 V-0



Color

Black



White



Complete set

EN54 I/O Module (2X2) Jeweller

2 × CR123A battery (pre-installed)

Installation kit

2 × set of 4 EOL resistors

Quick start guide

Revision

1

Certification and compliance with standards



EN54 I/O Module (2X2) Jeweller



Additional information

Compliance with standards

[Learn more >](#)

User manual

[Learn more >](#)


Warranty

24 months

[Learn more >](#)

Subscribe

Subscribe to our emails about secure life. No spam.



Request extra help

✉ support@ajax.systems

📍 [@AjaxSystemsSupport_Bot](#)

💬 [Send a request](#)



Rating 4.8

4,500,000

people worldwide under Ajax protection

Suggest a feature



Products

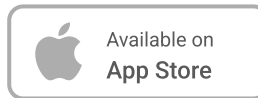
- Intrusion protection
- Video surveillance
- Fire and life safety
- Comfort and automation
- All products
- Services
- System integrations
- Ajax Ready products
- Fibra wired protocol
- Ajax radio protocols

Solutions

- Customer stories
- Solutions by facility type
- Commercial fire detection and alarm system
- Wireless Grade 3 solution
- Video surveillance solution
- Integration with Yale smart locks
- Upgrades and retrofits
- Why Ajax
- How it works

Software

- Ajax Security System
- Ajax PRO: Tool for Engineers
- Ajax Desktop
- Ajax PRO Desktop
- Ajax TV
- Ajax Translator PRO
- Ajax Cloud Signaling
- Scenarios



Support

- Manuals and articles
- Compliance with standards

Tools

- Ajax device compatibility
- CMS software compatibility
- Ajax Services availability
- Video storage calculator
- Video device calculator
- Battery life calculator
- Radio communication range calculator
- Switches and outlets configurator
- Fibra power supply calculator

All web tools

Monitoring solutions and integrations

Intrusion alarm monitoring

Video monitoring and visual alarm verification

Audio alarm verification

Company

[Blog](#)

[About us](#)

[Press page](#)

[Events](#)

[Career](#)

[Ajax Next](#)


[Reviews and feedback](#)

For partners

[For partners](#)

[Ajax Academy](#)

[Partner Portal](#)

 [Србија](#) [Privacy policy](#) [Report a vulnerability](#) [GDPR White Paper](#) [NDAA Statement](#) [Cookie policy](#)
[Anti-Spam Policy](#) [Ajax Services T&C](#) [End user agreement](#) [Warranty](#)

© 2026 AJAX SYSTEMS CH. All rights reserved